





Spec of LED modular flood light (10w-1000w)

Application picture

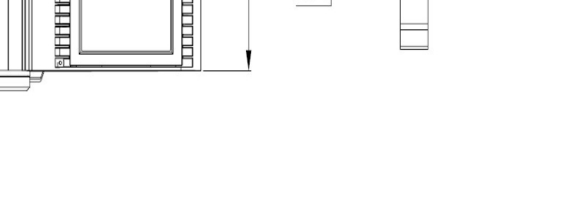


Application

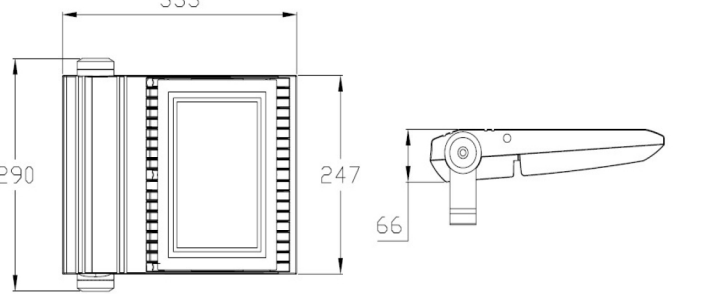
Widely used for industrial and outdoor lighting site. Suitable for stadium, sports field, plaza, bill board, parking lot, outside walls, and landscape plant.

Features

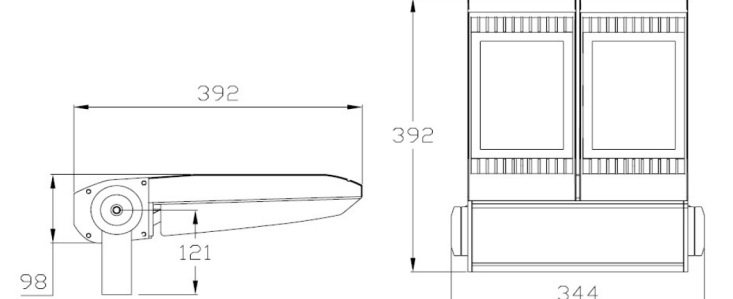
- 1 Special die casting radiator design patent, the casting light of this die casting USES heat sink before and after, heat sink front, both beautiful and conducive to better circulation of hot air, to achieve ornamental and practical.
- 2 Use 150lm/W Philips/Samsung LED chips.
- 3 Meanwell/Sosen driver,5-7 years warranty.
- 4 Beam Angle:15/30/60/30x80/60x135/85x135DEG.



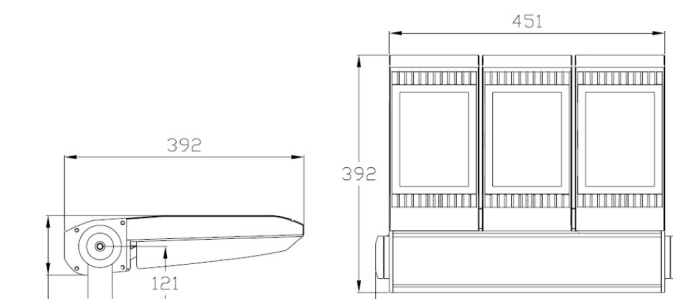
Product Dimension YB-FL220-W30



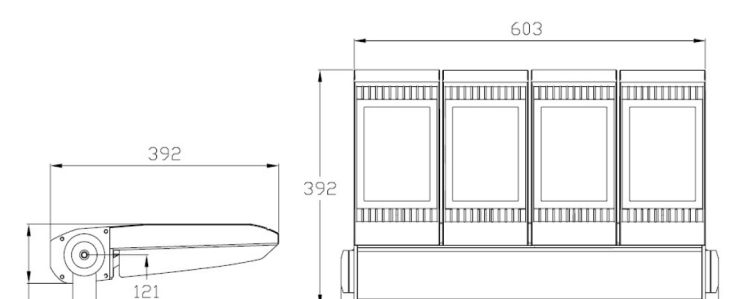
Product Dimension YB-FL280-W50/60



Product Dimension YB-FL330-W80/100/120



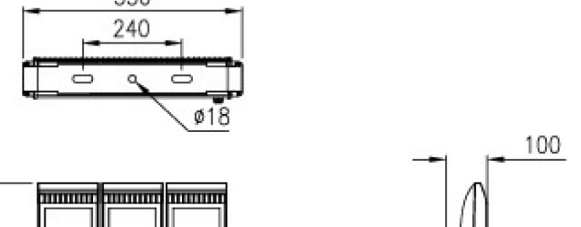
Product Dimension YB-FL390-W200



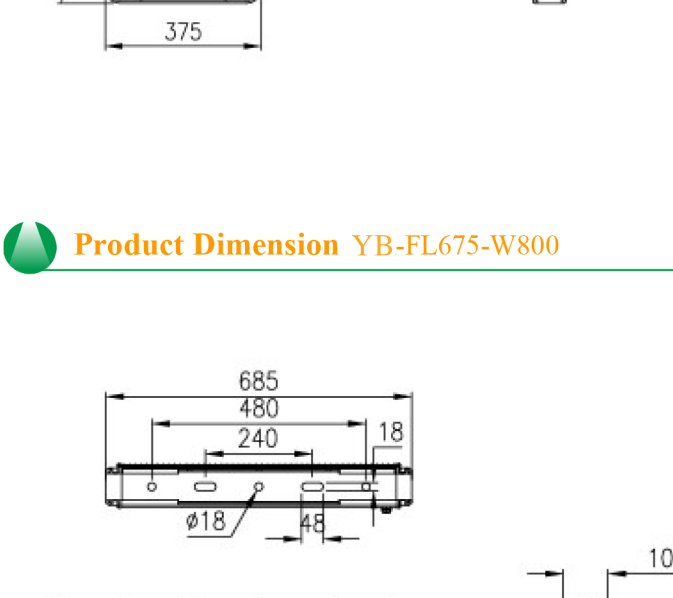
Product Dimension YB-FL390-W300



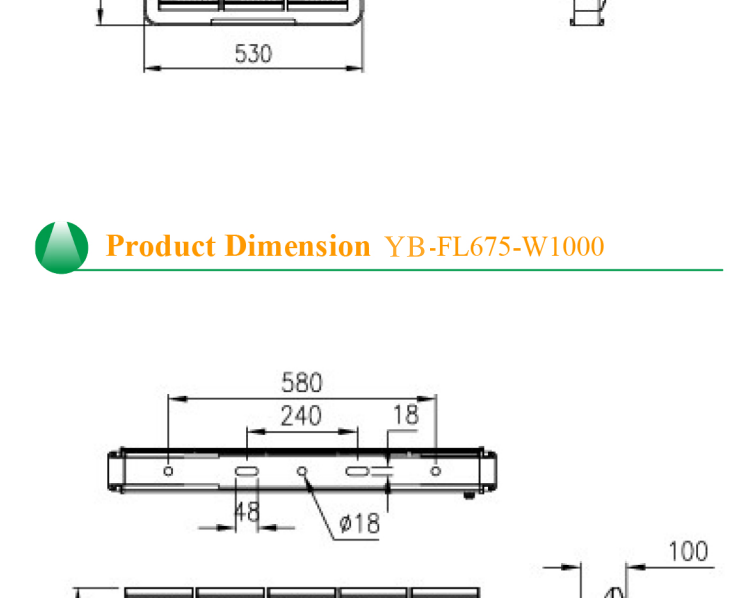
Product Dimension YB-FL390-W400




Product Dimension YB-FL675-W400



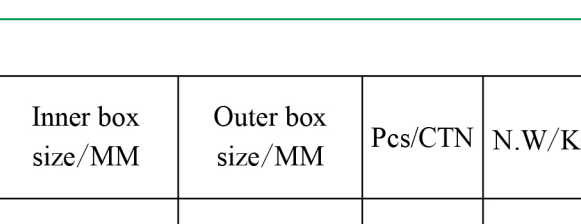

Product Dimension YB-FL675-W600



Product Dimension YB-FL675-W800

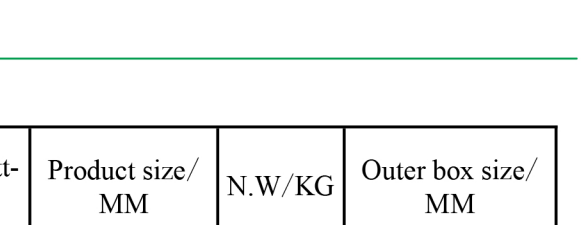


Product Dimension YB-FL675-W1000



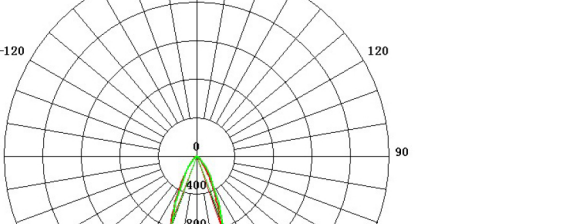
Parameters

Model	CCT	RA	Lumen	System wattage	Product size/ MM	Inner box size/ MM	Outer box size/ MM	Pcs/CTN	N.W/KG
YB-FL220-W030	2700-7000K	≥70	3900 LM	30W	219*205*49	295*228*77	472*405*313	10	1.6
YB-FL280-W050	2700-7000K	≥70	6500 LM	50W	287*241*62	381*268*104	550*436*399	8	3.6
YB-FL280-W060	2700-7000K	≥70	7800 LM	60W	287*241*62	381*268*104	550*436*399	8	3.6
YB-FL330-W080	2700-7000K	≥70	10400LM	80W	333*290*66	414*318*132	548*432*330	4	4.6
YB-FL330-W100	2700-7000K	≥70	13000 LM	100W	333*290*66	414*318*132	548*432*330	4	4.7
YB-FL330-W120	2700-7000K	≥70	15000 LM	120W	333*290*66	414*318*132	548*432*330	4	4.7
YB-FL390-W200	2700-7000K	≥70	26000 LM	200W	344*392*98	/	387*520*165	1	8.1
YB-FL390-W300	2700-7000K	≥70	39000 LM	300W	496*392*98	/	539*520*165	1	11
YB-FL390-W400	2700-7000K	≥70	52000 LM	400W	648*392*98	/	691*520*165	1	15
YB-FL390-W480	2700-7000K	≥70	62400 LM	480W	800*392*98	/	843*520*165	1	18.5
Philips 3030 LED Chips: 30W: 30pcs 50W/60W: 60pcs 80W: 100pcs 100W/120W: 120pc 200W: 214pcs 300W: 321pcs 400W: 428pcs 480W: 535pcs					3000K 4000K 5000K 6000K optional				
AC 85V — 265V, AC 100 — 277V, AC 180 — 520V					Power efficiency > 0.95				
Storage temperature: - 40 ~ 50°C									

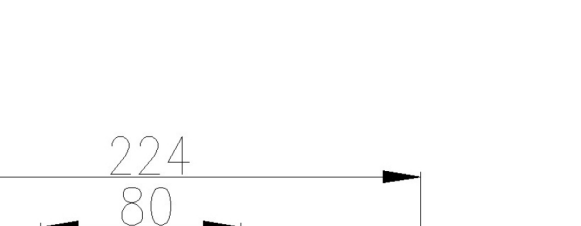
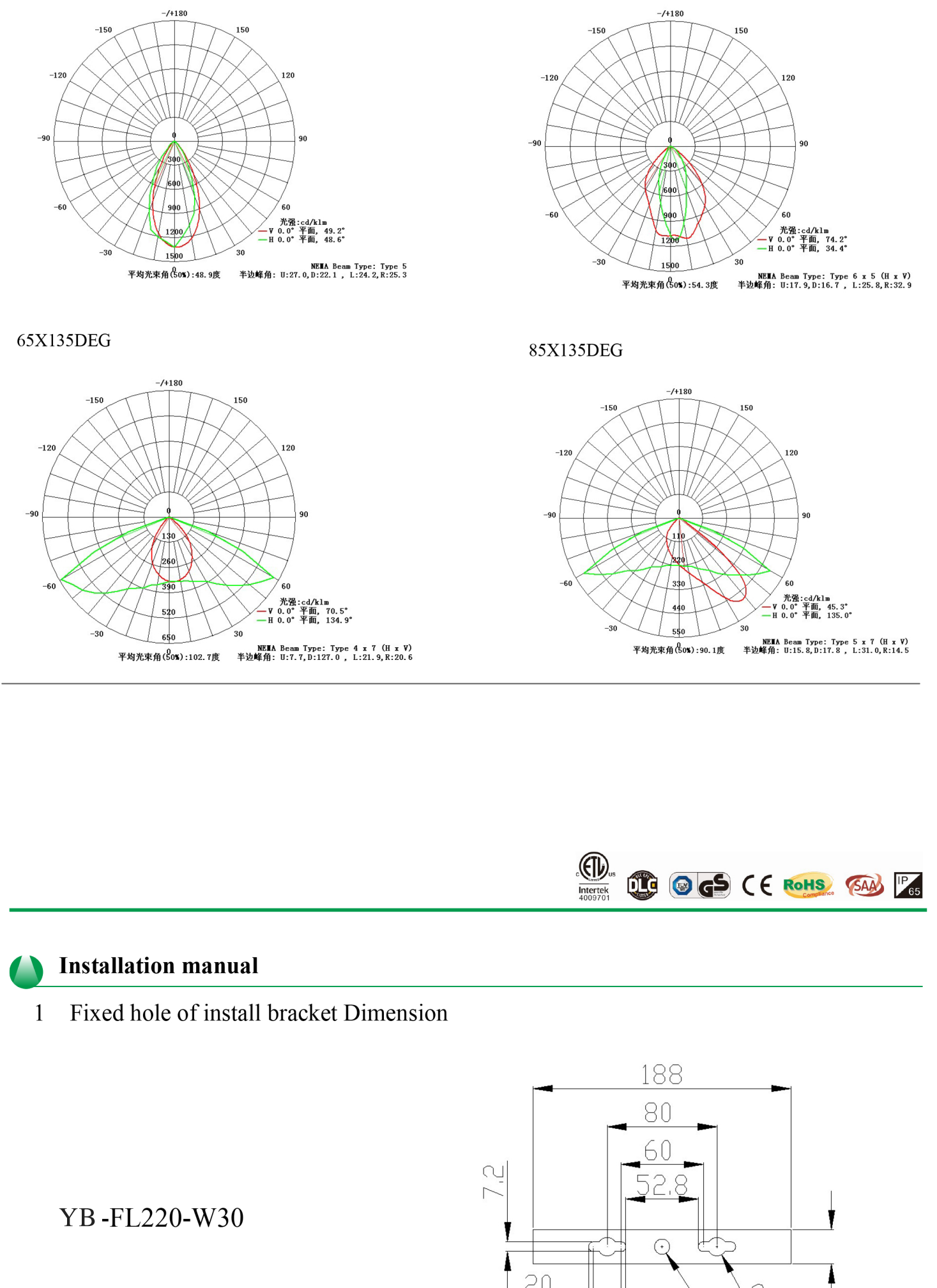


Parameters

Model	CCT	Ra	Lumen	System wattage	Product size/ MM	N.W/KG	Outer box size/ MM
YB-FL675-W400	5000K	≥70	52000 LM	400±10W	375*742*116	14 KG	424*804*178
YB-FL675-W600	5000K	≥70	78000 LM	600±15W	530*742*116	22 KG	579*804*178
YB-FL675-W800	5000K	≥70	104000 LM	800±30W	685*742*116	28 KG	734*804*178
YB-FL675-W1000	5000K	≥70	130000 LM	1000±30W	840*742*116	34 KG	910*804*178
Philips 3030 LED Chips: 4 0 0 W : 428pcs 6 0 0 W : 642pcs 8 0 0 W : 856pcs 1000W: 1070pcs					3000K 4000K 5000K optional		
AC 85V ~ 305V					Power efficiency > 0.95		
Storage temperature: - 30 ~ 50°C							



Beam angle



Installation manual

- 1 Fixed hole of install bracket Dimension

